


MAKLUMAT KESIHATAN

HEALTH FACTS 2024



ISI KANDUNGAN / CONTENT

SENARAI NAMA PEGAWAI-PEGAWAI KANAN DI JABATAN KESIHATAN NEGERI PULAU PINANG <i>LIST OF SENIOR OFFICERS IN PENANG STATE HEALTH DEPARTMENT</i>	3	PERUNTUKAN & PERBELANJAAN MENGURUS <i>OPERATING ALLOCATION & EXPENDITURE</i>	10
SENARAI HOSPITAL, PEJABAT KESIHATAN & PEJABAT PERGIGIAN DAERAH DI PULAU PINANG <i>LIST OF HOSPITALS, DISTRICT HEALTH OFFICE & DISTRICT DENTAL OFFICE IN PENANG</i>	4	KUTIPAN HASIL <i>REVENUE COLLECTION</i>	10
LUAS KAWASAN PULAU PINANG MENGIKUT DAERAH <i>AREA SIZE OF PENANG BY DISTRICT</i>	5	KEDUDUKAN PROJEK-PROJEK PEMBANGUNAN <i>STATUS OF DEVELOPMENT PROJECT</i>	10
PENDUDUK DI PULAU PINANG MENGIKUT UMUR & KUMPULAN ETNIK, 2024 <i>POPULATION IN PENANG BY AGE & ETHNIC GROUP, 2024</i>	6	SUMBER MANUSIA <i>HUMAN RESOURCE</i>	11
KEMUDAHAN KESIHATAN KERAJAAN MENGIKUT DAERAH PENTADBIRAN <i>GOVERNMENT PHYSICAL AMENITIES ACCORDING TO ADMINISTRATIVE DISTRICT</i>	7	STATISTIK PESAKIT DALAM HOSPITAL-HOSPITAL KERAJAAN DI PULAU PINANG <i>GOVERNMENT HOSPITAL IN-PATIENT STATISTICS IN PENANG</i>	12
KEMUDAHAN KESIHATAN SWASTA MENGIKUT DAERAH PENTADBIRAN <i>PRIVATE PHYSICAL AMENITIES ACCORDING TO ADMINISTRATIVE DISTRICT</i>	8	KEDATANGAN PESAKIT LUAR DI HOSPITAL-HOSPITAL KERAJAAN DI PULAU PINANG <i>OUT-PATIENT ATTENDANCE IN PUBLIC HEALTH FACILITIES IN PENANG</i>	13
PERUNTUKAN & PERBELANJAAN MENGURUS MENGIKUT PROGRAM <i>OPERATING ALLOCATION & EXPENDITURE BY PROGRAMME</i>	9	JUMLAH KES BERSALIN & KELAHIRAN HOSPITAL-HOSPITAL KERAJAAN DI PULAU PINANG, 2023-2024 <i>BIRTH & DELIVERIES IN GOVERNMENT HOSPITALS IN PENANG, 2023-2024</i>	14
PERUNTUKAN KEWANGAN UNTUK HOSPITAL <i>FINAL ALLOCATION FOR HOSPITAL</i>	9	KEDATANGAN PESAKIT SOKONGAN KLINIKAL (PEMULIHAN PERUBATAN) DI HOSPITAL-HOSPITAL KERAJAAN DI PULAU PINANG <i>CLINICAL SUPPORT (MEDICAL REHABILITATION) ATTENDANCE IN PUBLIC HEALTH FACILITIES IN PENANG</i>	15
PRESTASI KEWANGAN BAGI PROJEK-PROJEK PEMBANGUNAN <i>FINANCIAL PERFORMANCE FOR DEVELOPMENT PROJECTS</i>	10		



ISI KANDUNGAN / CONTENT

PENYEDIAAN LAPORAN PERUBATAN, 2024 <i>PREPARATION OF MEDICAL REPORTS, 2024</i>	16	LIPUTAN IMUNISASI BAGI BAYI <i>IMMUNISATION COVERAGE FOR BABY</i>	20
PEMINJAMAN REKOD PERUBATAN PESAKIT, 2024 <i>WITHDRAWALS OF MEDICAL RECORDS, 2024</i>	17	LIPUTAN BEKALAN AIR MINUM & TANDAS SANITARI <i>COVERAGE OF DRINKING WATER SUPPLY & SANITARY LATRINE</i>	20
KEDATANGAN PESAKIT LUAR DI KEMUDAHAN KESIHATAN AWAM PULAU PINANG <i>OUT-PATIENT ATTENDANCE IN PUBLIC HEALTH FACILITIES IN PENANG</i>	18	PROMOSI KESIHATAN <i>HEALTH EDUCATION PROMOTION</i>	20
KADAR INSIDEN PENYAKIT YANG BOLEH DICEGAH MELALUI IMUNISASI (PER 100,000 PENDUDUK) <i>INCIDENCE RATE OF DISEASES PREVENTABLE BY IMMUNIZATION (PER 100,000 POPULATION)</i>	19	RAWATAN PERGIGIAN INKREMENTAL <i>DENTAL INCREMENTAL TREATMENT</i>	21
BILANGAN KES PENYAKIT PEKERJAAN <i>NUMBER OF OCCUPATIONAL DISEASES</i>	19	AKTIVITI-AKTIVITI PENGUKATKUASAAN FARMASI <i>PHARMACY ENFORCEMENT ACTIVITIES</i>	22
BILANGAN KES PENYAKIT BAWAAN VEKTOR <i>NUMBER OF VECTOR BORNE DISEASE CASES</i>	19	AKTIVITI PERSAMPELAN MAKANAN <i>FOOD SAMPLING ACTIVITY</i>	23
KADAR INSIDEN PENYAKIT KELAMIN (PER 100,000 PENDUDUK) <i>INCIDENCE RATE OF SEXUALLY TRANSMITTED DISEASES (PER 100000 POPULATION)</i>	19	AKTIVITI PREMIS MAKANAN <i>FOOD PREMISES ACTIVITY</i>	25
KADAR INSIDEN PENYAKIT BAWAAN MAKANAN & AIR (PER 100,000 PENDUDUK) <i>INCIDENCE RATE OF FOOD WATERBORNE DISEASES (PER 100,000 POPULATION)</i>	20	AKTIVITI KAWALAN DOMESTIK & PROMOSI KESELAMATAN MAKANAN <i>DOMESTIC CONTROL ACTIVITY & FOOD SAFETY PROMOTION</i>	24
KADAR NOTIFIKASI HIV/AIDS (PER 100,000 PENDUDUK) <i>HIV/AIDS NOTIFICATION RATE (PER 100,000 POPULATION)</i>	20		
STATUS PEMAKANAN KANAK-KANAK BAWAH 5 TAHUN <i>NUTRITIONAL STATUS OF CHILDREN BELOW 5 YEARS</i>	20		



SENARAI NAMA PEGAWAI-PEGAWAI KANAN DI JABATAN KESIHATAN NEGERI PULAU PINANG
LIST OF SENIOR OFFICERS IN PENANG STATE HEALTH DEPARTMENT

Tempat/ Place	Nama Pegawai/ Officer Name	Jawatan/ Designation	No. Telefon/ Telephone No.
JKN Pulau Pinang, Jalan Residensi	Dato' Dr. Fazilah binti Shaik Allaudin	Pengarah Kesihatan Negeri	04-2175100
	Dr. Premalosini @ Maria G. Ramanathan	TPKN (Perubatan)	04-2175100
	Pn. Maheswari Malayandy	TPKN (Pengurusan)	04-2175100
JKN Pulau Pinang, KOMTAR	Dr. Rozaini binti Mat Shah	TPKN (Kesihatan Awam)	04-2625533
	En. Sazly Azizuddin bin Sahaimi	TPKN (Keselamatan & Kualiti Makanan)	04-2625533
JKN Pulau Pinang, Bangunan Persekutuan	Dr. Rozihan binti Mat Hasan@Husin	TPKN (Kesihatan Pergigian)	04-2281616
	Pn. Noraini binti Ab Kadir	TPKN (Perkhidmatan Farmasi)	04-2292319
Hospital Pulau Pinang	Dr. Goh Hin Kwang	Pengarah Hospital	04-2225333
Hospital Seberang Jaya	Dr. S. Shameni S. Sunasundram	Pengarah Hospital	04-3827333
Hospital Bukit Mertajam	Dr. Prashant Subramanian	Pengarah Hospital	04-5497333
Hospital Kepala Batas	Dr. Mohamad Nazmi bin Mohamad Hussain	Pengarah Hospital	04-5793333
Hospital Sungai Bakap	Dr. Siti Aisyah binti Salahudin	Pengarah Hospital	04-5824333
Hospital Balik Pulau	Dr. Wong Khar Ming	Pengarah Hospital	04-8669333
PKD Timur Laut	Dr. Fazilah binti Mydin	Pegawai Kesihatan Daerah	04-2828500
PKD Barat Daya	Dr. Chiew Wye Lee	Pegawai Kesihatan Daerah	04-8668357
PKD Seberang Perai Utara	Dr. Izani Uzair bin Zubair	Pegawai Kesihatan Daerah	04-5755533
PKD Seberang Perai Tengah	Dr. Farzana binti Adam	Pegawai Kesihatan Daerah	04-5382453
PKD Seberang Perai Selatan	Dr. Masharithulfathli Agus bin Ab Rahman	Pegawai Kesihatan Daerah	04-5935892
Pejabat Kesihatan Pelabuhan	Dr. Mohd.Irwan bin Maarof	Pegawai Kesihatan Kanan	04-2611264
Pejabat Kesihatan Lapangan Terbang	Dr. Mohd.Irwan bin Maarof	Pegawai Kesihatan Kanan	04-6436596
PPD Timur Laut	Dr. Azlina binti Mohd. Rafeek	Pegawai Pergigian Daerah	04-2815181
PPD Barat Daya	Dr. Umairah Haneem binti Md Hashim	Pegawai Pergigian Daerah	04-6414151
PPD Seberang Perai Utara	Dr. Noor Hayati binti Che Hassan	Pegawai Pergigian Daerah	04-3239477
PPD Seberang Perai Tengah	Dr. Rosnani binti Ngah	Pegawai Pergigian Daerah	04-5942937
PPD Seberang Perai Selatan	Dr. Nur Azlina Binti Ramli	Pegawai Pergigian Daerah	04-5371004

Jabatan Kesihatan Negeri Pulau Pinang/ Penang State Health Department
 Pengarah Kesihatan Negeri/ State Health Director
 Pengarah Hospital/ Hospital Director
 Pegawai Pergigian Daerah/ District Dental Officer
 TPKN = Timbalan Pengarah Kesihatan Negeri/ Deputy State Health Director

PKD = Pejabat Kesihatan Daerah/ District Health Office
 PPD = Pejabat Pergigian Daerah/ District Dental Office
 Pegawai Kesihatan Daerah/ District Health Officer
 Pejabat Kesihatan Pelabuhan/ Port Health Office
 Pejabat Kesihatan Lapangan Terbang/ Airport Health Office

SENARAI HOSPITAL, PEJABAT KESIHATAN & PEJABAT PERGIGIAN DAERAH DI PULAU PINANG
LIST OF HOSPITALS, DISTRICT HEALTH OFFICE & DISTRICT DENTAL OFFICE IN PENANG

<p>HOSPITAL PULAU PINANG Jalan Residensi, 10990 Pulau Pinang Telefon: 04-2225333</p>	<p>PEJABAT KESIHATAN DAERAH SEBERANG PERAI UTARA Aras 1, Wisma Persekutuan, 13200 Butterworth Telefon: 04-5755533</p>	<p>PEJABAT KESIHATAN PINTU MASUK ANTARABANGSA Tingkat 1, Bangunan Tuanku Syed Putra, 10300 P.Pinang Telefon: 04-2611264</p>
<p>HOSPITAL SEBERANG JAYA Jalan Tun Hussein Onn, 13700 Seberang Jaya Telefon: 04-3827333</p>	<p>PEJABAT KESIHATAN DAERAH SEBERANG PERAI TENGAH Lot 89, Mukim 17, Berapit, 14000 Bukit Mertajam Telefon: 04-5382453</p>	<p>PEJABAT PERGIGIAN DAERAH SEBERANG PERAI UTARA No. 24, Jalan Bagan Luar, 12200 Butterworth Telefon: 04-3239477</p>
<p>HOSPITAL BUKIT MERTAJAM Jalan Kulim, 14000 Bukit Mertajam Telefon: 04-5497333</p>	<p>PEJABAT KESIHATAN DAERAH SEBERANG PERAI SELATAN Lot 1866, Jalan Bukit Panchor, 14300 Nibong Tebal Telefon: 04-5931679</p>	<p>PEJABAT PERGIGIAN DAERAH SEBERANG PERAI TENGAH Klinik Pergigian Kubang Semang, 14000 Seberang Perai Tengah Telefon: 04-5371004</p>
<p>HOSPITAL KEPALA BATAS Jalan Bertam, 13200 Kepala Batas Telefon: 04-5793333</p>	<p>PEJABAT KESIHATAN DAERAH TIMUR LAUT Jalan Perak, 11600 Pulau Pinang Telefon: 04-2828500</p>	<p>PEJABAT PERGIGIAN DAERAH SEBERANG PERAI SELATAN Jalan Bukit Panchor, 14300 Nibong Tebal Telefon: 04-5942937</p>
<p>HOSPITAL SUNGAI BAKAP Sungai Jawi, 14200 Sungai Bakap Telefon: 04-5824333</p>	<p>PEJABAT KESIHATAN DAERAH BARAT DAYA JKR 2761(P), Air Putih, 11000 Balik Pulau Telefon: 04-8668357</p>	<p>PEJABAT PERGIGIAN DAERAH TIMUR LAUT Bangunan LPPKN, Jalan Perak, 11600 Pulau Pinang Telefon: 04-2815181</p>
<p>HOSPITAL BALIK PULAU 11000 Balik Pulau Telefon: 04-8669333</p>	<p>PEJABAT KESIHATAN LAPANGAN TERBANG PULAU PINANG Lapangan Terbang Antarabangsa, 11900 Bayan Lepas Telefon: 04-6436596</p>	<p>PEJABAT PERGIGIAN DAERAH BARAT DAYA Tingkat 1, Klinik Kesihatan Bayan Baru, 11950 Bayan Baru TelefOn: 04-6414151</p>



LUAS KAWASAN PULAU PINANG MENGIKUT DAERAH
AREA SIZE OF PENANG BY DISTRICT



Penduduk Pulau Pinang Tahun 2023 = 1,772,600

Sumber/ Source:
 Jabatan Perangkaan Negara/ Statistic Department



PENDUDUK DI PULAU PINANG MENGIKUT UMUR & KUMPULAN ETNIK, 2024 (PER 1,000 PENDUDUK)
POPULATION IN PENANG BY AGE & ETHNIC GROUP, 2024

Kumpulan Umur <i>Age Group</i>	Jumlah <i>Total</i>	Warganegara Malaysia / <i>Malaysian Citizens</i>				Bukan Warganegara Malaysia
		Bumiputera <i>Bumiputra</i>	Cina <i>Chinese</i>	Indian <i>Indian</i>	Lain-lain <i>Others</i>	<i>Non-Malaysian Citizens</i>
Jumlah/Total	1800.5	743.0	711.2	155.0	10.3	181.0
0 - 4	112.1	55.8	24.2	7.8	0.5	23.8
45,540	113.3	51.3	41.3	9.0	0.5	11.2
41,913	111.6	50.0	47.2	10.8	0.7	3.0
15 - 19	120.3	51.8	49.4	12.1	0.8	6.1
20 - 24	158.6	62.5	48.3	13.2	0.8	33.8
25 - 29	179.5	71.5	52.5	13.4	1.2	41.0
30 - 34	164.8	71.6	54.8	13.1	1.1	24.3
35 - 39	149.6	72.5	49.5	12.1	0.5	15.0
40 - 44	139.3	63.0	54.3	12.5	0.6	9.0
45 - 49	113.6	46.1	51.8	10.4	0.8	4.5
50 - 54	109.9	42.5	53.0	10.4	0.8	3.2
55 - 59	99.1	35.2	51.7	9.3	0.6	2.3
60 - 64	84.4	28.3	45.3	8.5	0.5	1.8
65 - 69	71.6	23.0	40.5	6.9	0.4	0.8
70 - 74	41.4	11.8	25.2	3.6	0.2	0.6
75 - 79	19.7	4.2	13.5	1.4	0.1	0.4
80 - 84	9.2	1.6	6.8	0.6	0.1	0.2
85+	2.4	0.2	1.9	0.1	0.0	0.1

Nota/ Notes:

1. Hasil tambah mungkin berbeza kerana pembundaran

The added total may differ due to rounding

2. Anggaran/ *Estimate*

Sumber/ *Source:*

Jabatan Perangkaan Negara/ *Statistic Department*



KEMUDAHAN KESIHATAN KERAJAAN MENGIKUT DAERAH PENTADBIRAN
GOVERNMENT PHYSICAL AMENITIES ACCORDING TO ADMINISTRATIVE DISTRICT

Tahun Year	Jenis Kemudahan Kesihatan Type of Physical Amenities	Daerah Pentadbiran / Administrative District					Jumlah Total
		Timur Laut	Barat Daya	Seberang Perai Utara	Seberang Perai Tengah	Seberang Perai Selatan	
2024	¹ Hospital Hospital	1	1	1	2	1	6
	² Klinik Kesihatan Health Clinic	11	5	7	9	6	38
	² Klinik Kesihatan Ibu & Anak Maternal Child Health Clinic	3	0	0	0	0	3
	² Klinik Desa Community Clinic	2	11	20	11	10	54
	² Klinik 1 Malaysia 1 Malaysia Clinic	0	1	3	2	2	8
	³ Klinik Pergigian Dental Clinic	8	5	6	7	5	31
	³ Klinik Pakar Pergigian Dental Specialist Clinic	7	2	4	6	1	20
	Jumlah Total	32	25	41	37	25	160

Sumber/ Source:

¹ Bahagian Perubatan, JKN Pulau Pinang / Medical Division, Penang State Health Department

² Bahagian Kesihatan Awam, JKN Pulau Pinang / Public Health Division, Penang State Health Department

³ Bahagian Kesihatan Pergigian, JKN Pulau Pinang / Oral Health Division, Penang State Health Department



KEMUDAHAN KESIHATAN SWASTA MENGIKUT DAERAH PENTADBIRAN
PRIVATE PHYSICAL AMENITIES ACCORDING TO ADMINISTRATIVE DISTRICT

Tahun Year	Jenis Kemudahan Kesihatan Type of Physical Amenities	Daerah Pentadbiran/ Administrative District					Jumlah Total
		Timur Laut	Barat Daya	Seberang Perai Utara	Seberang Perai Tengah	Seberang Perai Selatan	
2024	Hospital	11	7	0	7	0	25
	Hospital Bersalin/Rumah Bersalin Maternity Hospital/Maternity Home	0	1	0	0	0	1
	Hospis Hospice	3	0	0	0	0	3
	Pusat Jagaan Ambulatori Swasta Ambulatory Care Centre (ACC)	9	1	2	7	0	19
	Pusat Hemodialisis Swasta Private Hemodialysis Centre	10	8	12	14	7	51
	Klinik Swasta Private Clinic	204	115	121	191	101	732
	Rumah Jagaan Kejururawatan Swasta Privates Nursing Homes	0	1	0	0	0	1
	Klinik Pergigian Swasta Private Dental Clinic	94	49	36	57	21	257
	Jumlah Total	331	182	171	276	129	1089

Sumber/Source:

Cawangan Kawalan Amalan Perubatan Swasta, Bahagian Perubatan
 Private Medical Practice Control Branch, Medical Division



**PERUNTUKAN & PERBELANJAAN MENGURUS MENGIKUT PROGRAM
OPERATING ALLOCATION & EXPENDITURE BY PROGRAMME**

Program <i>Programme</i>	Peruntukan <i>Allocation</i>	Perbelanjaan <i>Expenditure</i>	% Perbelanjaan <i>% Expenditure</i>
Pengurusan <i>Management</i>	10,196,186.41	10,196,186.41	100.00%
Kesihatan Awam <i>Public Health</i>	310,221,335.75	310,221,335.75	100.00%
Perubatan <i>Medical</i>	756,298,491.18	756,298,491.18	100.00%
Khidmat Sokongan <i>Support Service</i>	28,141,854.64	28,141,854.64	100.00%
Kesihatan Pergigian <i>Oral Health</i>	68,721,832.78	68,721,832.78	100.00%
Perkhidmatan Farmasi <i>Pharmaceutical Service</i>	10,724,725.70	10,724,725.70	100.00%
Keselamatan & Kualiti Makanan <i>Food Safety & Quality</i>	7,495,589.93	7,495,589.93	100.00%
Program Khusus <i>Specific Programme</i>	383,291,560.23	383,291,560.23	100.00%
Dasar Baru <i>New Policy</i>	3,789,050.25	3,789,050.25	100.00%
One-Off	0.00	0.00	0.00
Jumlah <i>Total</i>	1,578,880,626.87	1,578,880,626.87	100.00%

**PERUNTUKAN KEWANGAN UNTUK HOSPITAL
FINAL ALLOCATION FOR HOSPITAL**

Hospital	Emolumen	Mengurus <i>Expenditure</i>	Pembangunan <i>Development</i>
Hospital Pulau Pinang	327,633,958.79	638,507,882.28	88,277,739.58
Hospital Seberang Jaya	159,440,328.61	243,142,565.80	42,364,711.64
Hospital Bukit Mertajam	79,120,506.33	108,189,462.25	13,820,825.65
Hospital Kepala Batas	58,095,857.48	82,497,717.96	12,878,443.51
Hospital Sungai Bakap	32,472,282.05	41,781,264.75	6,874,451.99
Hospital Balik Pulau	27,357,677.50	37,346,893.20	5,650,583.36
Jumlah/ <i>Total</i>	684,120,610.76	1,151,465,786.24	169,866,755.73

 Sumber/ *Source:*

 Bahagian Pengurusan, JKN Pulau Pinang
 Management Division, Penang State Health Department


PRESTASI KEWANGAN BAGI PROJEK-PROJEK PEMBANGUNAN FINANCIAL PERFORMANCE FOR DEVELOPMENT PROJECTS	
2024	(RM)
Peruntukan Allocation	198,196,657.04
Perbelanjaan Expenditure	198,196,657.04
% Prestasi % Expenditure	100.00%

PERUNTUKAN & PERBELANJAAN MENGURUS OPERATING ALLOCATION & EXPENDITURE	
2024	(RM)
Peruntukan Mengurus Operating Allocation	1,675,674,165.33
Perbelanjaan Mengurus Operating Expenditure	1,675,674,165.33
% Perbelanjaan % Expenditure	100.00%

KUTIPAN HASIL REVENUE COLLECTION	
Hospital	Jumlah (RM)
Hospital Pulau Pinang	6,906,670.00
Hospital Seberang Jaya	8,683,703.00
Hospital Bukit Mertajam	1,354,160.80
Hospital Kepala Batas	747,041.85
Hospital Sungai Bakap	248,491.75
Hospital Balik Pulau	160,792.90
Jumlah Keseluruhan/ Total	18,100,860.30

KEDUDUKAN PROJEK-PROJEK PEMBANGUNAN STATUS OF DEVELOPMENT PROJECT	
2024	(RM)
Jumlah Projek Total Project	67
Dalam Perancangan Under-Planning	5
Dalam Pembinaan Under-Construction	6
Siap Completed	56

Sumber/ Source:

Bahagian Pengurusan, JKN Pulau Pinang
Management Division, Penang State Health Department



SUMBER MANUSIA/ HUMAN RESOURCE			
Jawatan/ Designation	Gred Grade	Bilangan Jawatan No. of Post	Bilangan Diisi Post Filled
Pengurusan & Profesional/ Management & Professional			
Pegawai Perubatan/ Medical Officer	JUSA	79	65
Pegawai Perubatan/ Medical Officer	UD41-UD56	1727	1303
Pegawai Pergigian/ Dental Officer	JUSA	2	0
Pegawai Pergigian/ Dental Officer	UG41-UG56	289	257
Pegawai Farmasi/ Pharmacist	UF41-UF54	645	620
Lain-Lain/ Others	41-54	989	891
Jumlah/Total		3,731	3,136
Paramedik & Aukiliari/ Paramedic & Auxiliary			
Penolong Pegawai Kesihatan Persekitaran/ Assistant Environment Health Officer	U29-U44	256	244
Penolong Pegawai Perubatan/ Assistant Medical Officer	U29-U44	990	868
Jururawat/ Nurses	U29-U48	4,756	3,561
Jururawat Masyarakat/ Community Nurse	U19-U26	982	783
Juru X-ray/ Radiographer	U29-U44	238	182
Jurupulih Perubatan (Carakerja)/ Occupational Therapist	U29-U40	95	80
Jurupulih Perubatan (Anggota)/ Physiotherapist	U29-U40	106	93
Juruteknologi Makmal Perubatan/ Medical Laboratory Technologist	U29-U40	385	310
Penolong Pegawai Farmasi/ Assistant Pharmacist	U29-U40	241	198
Juruterapi pergigian/ Dental Nurse	U29-U40	201	175
Juruteknologi Pergigian/ Dental Technologist	U29-U38	52	46
Juruteknik Perubatan/ Medical Technologist	U19-U24	2	1
Pembantu Kesihatan Awam	U19-U24	209	196
Pembantu Pembedahan Pergigian	U19-U24	307	286
Penolong Jururawat	U11-U14		
Lain-Lain/ Others	U29-U40		
Jumlah/ Total		8,820	7,023
Pelaksana/ Implimenters			
Sokongan I & II	11-40	4,098	3,459
Jumlah/ Total		4,098	3,459
Jumlah Keseluruhan/ Total Number		16,649	13,618

Sumber/ Source:

Bahagian Pengurusan, JKN Pulau Pinang
Management Division, Penang State Health Department

**STATISTIK PESAKIT DALAM HOSPITAL-HOSPITAL KERAJAAN DI PULAU PINANG
GOVERNMENT HOSPITAL IN-PATIENT STATISTICS IN PENANG**

Hospital	Bilangan Katil <i>Bed Complement</i>	Kadar Penggunaan Katil <i>Bed Occupancy Rate</i>
Hospital Pulau Pinang	1,163	71.44
Hospital Seberang Jaya	413	104.73
Hospital Bukit Mertajam	242	70.35
Hospital Kepala Batas	134	87.05
Hospital Sungai Bakap	105	61.57
Hospital Balik Pulau	72	56.43
Jumlah/ Total	2,129	77.76

Hospital	Jumlah Kemasukan <i>Total Admissions</i>	Jumlah Discaj <i>Total Discharges</i>
Hospital Pulau Pinang	60,863	60,599
Hospital Seberang Jaya	40,075	39,951
Hospital Bukit Mertajam	16,237	16,227
Hospital Kepala Batas	13,590	13,586
Hospital Sungai Bakap	5,923	5,940
Hospital Balik Pulau	3,842	3,847
Jumlah/ Total	140,530	140,150

Hospital	Purata Masa Tinggal (Hari) <i>Average Length of Stay</i>	Jumlah Kematian <i>Total Deaths</i>
Hospital Pulau Pinang	5.02	2,696
Hospital Seberang Jaya	3.96	1132
Hospital Bukit Mertajam	3.84	790
Hospital Kepala Batas	3.14	426
Hospital Sungai Bakap	3.99	199
Hospital Balik Pulau	3.87	107
Jumlah/ Total	4.32	5,350

Sumber/Source:

Bahagian Perubatan, JKN Pulau Pinang
Medical Division, Penang State Health Department



**KEDATANGAN PESAKIT LUAR DI HOSPITAL-HOSPITAL KERAJAAN DI PULAU PINANG
OUT-PATIENT ATTENDANCE IN PUBLIC HEALTH FACILITIES IN PENANG**

KLINIK PAKAR/ SPECIALIST CLINIC

Hospital	2024
Hospital Pulau Pinang	455,339
Hospital Seberang Jaya	125,188
Hospital Bukit Mertajam	126,507
Hospital Kepala Batas	37,415
Hospital Sungai Bakap	8,461
Hospital Balik Pulau	6,658
Jumlah/ Total	759,568

JABATAN KECEMASAN & TRAUMA/ EMERGENCY & TRAUMA DEPARTMENT

Hospital	2024
Hospital Pulau Pinang	111,727
Hospital Seberang Jaya	75,781
Hospital Bukit Mertajam	70,288
Hospital Kepala Batas	49,305
Hospital Sungai Bakap	47,093
Hospital Balik Pulau	52,814
Jumlah/ Total	407,008

KLINIK KHAS/ KLINIK WARGA / KLINIK SEJAHTERA

Hospital	2024
Hospital Pulau Pinang	3,133
Hospital Seberang Jaya	2,200
Hospital Bukit Mertajam	1,122
Hospital Kepala Batas	143
Hospital Sungai Bakap	117
Hospital Balik Pulau	367
Jumlah/ Total	7,082

JUMLAH KEDATANGAN PESAKIT LUAR/ TOTAL OUT-PATIENT ATTENDANCE

Hospital	2024
Hospital Pulau Pinang	570,199
Hospital Seberang Jaya	203,169
Hospital Bukit Mertajam	197,917
Hospital Kepala Batas	86,863
Hospital Sungai Bakap	55,671
Hospital Balik Pulau	69,182
Jumlah/ Total	1,183,001

Sumber/Source:

Bahagian Perubatan, JKN Pulau Pinang
Medical Division, Penang State Health Department



JUMLAH KES BERSALIN & KELAHIRAN HOSPITAL-HOSPITAL KERAJAAN DI PULAU PINANG, 2023-2024
BIRTH & DELIVERIES IN GOVERNMENT HOSPITALS IN PENANG, 2023-2024

Hospital	Kes Bersalin/ <i>Delivery Cases</i>		Kelahiran/ <i>Births</i>					
			Hidup/ <i>Life</i>		Mati/ <i>Still Birth</i>		Jumlah/ <i>Total</i>	
	2023	2024	2023	2024	2023	2024	2023	2024
Hospital Pulau Pinang	3,928	4,191	3,903	4,156	25	39	3,928	4,195
Hospital Seberang Jaya	5,948	6,126	5,907	6,141	41	52	5,948	6,193
Hospital Bukit Mertajam	264	230	264	230	0	0	264	230
Hospital Kepala Batas	2,579	2,539	2,569	2,526	10	16	2,579	2,542
Hospital Sungai Bakap	10	18	9	18	1	0	10	18
Hospital Balik Pulau	89	82	89	80	0	2	89	82
Jumlah/ Total	12,818	13,186	12,741	13,151	77	109	12,818	13,260

Sumber/ Source:

Bahagian Perubatan, JKN Pulau Pinang
 Medical Division, Penang State Health Department



KEDATANGAN PESAKIT SOKONGAN KLINIKAL (PEMULIHAN PERUBATAN) DI HOSPITAL-HOSPITAL KERAJAAN DI PULAU PINANG
CLINICAL SUPPORT (MEDICAL REHABILITATION) ATTENDANCE IN PUBLIC HEALTH FACILITIES IN PENANG

PATOLOGI (PESAKIT LUAR) / *PATOLOGY (OUT-PATIENT)*

Hospital	2024
Hospital Pulau Pinang	2,606,557
Hospital Seberang Jaya	1,166,231
Hospital Bukit Mertajam	611,398
Hospital Kepala Batas	484,322
Hospital Sungai Bakap	308,418
Hospital Balik Pulau	302,772
Jumlah/ Total	5,479,698

PEMULIHAN ANGGOTA / *PHYSIOTHERAPHY*

Hospital	2024
Hospital Pulau Pinang	101,786
Hospital Seberang Jaya	29,257
Hospital Bukit Mertajam	18,948
Hospital Kepala Batas	13,163
Hospital Sungai Bakap	10,203
Hospital Balik Pulau	4,591
Jumlah/ Total	

PATOLOGI (PESAKIT DALAM) / *PATOLOGY (IN-PATIENT)*

Hospital	2024
Hospital Pulau Pinang	2,615,198
Hospital Seberang Jaya	874,483
Hospital Bukit Mertajam	335,527
Hospital Kepala Batas	193,775
Hospital Sungai Bakap	100,708
Hospital Balik Pulau	54,922
Jumlah/ Total	4,174,613

RADIOLOGI / *RADIOLOGY*

Hospital	2024
Hospital Pulau Pinang	291,205
Hospital Seberang Jaya	193,490
Hospital Bukit Mertajam	68,489
Hospital Kepala Batas	52,542
Hospital Sungai Bakap	35,060
Hospital Balik Pulau	29,799
Jumlah/ Total	670,585

Sumber/ *Source:*

Bahagian Perubatan, JKN Pulau Pinang
 Medical Division, Penang State Health Department



**PENYEDIAAN LAPORAN PERUBATAN, 2024
*PREPARATION OF MEDICAL REPORTS, 2024***

Hospital	Bilangan Penyediaan Laporan Perubatan Mengikut Jenis <i>Number of Medical Report Prepared By Types</i>			Jumlah / <i>Total</i>
	Laporan Pegawai Perubatan <i>Prepare By Medical Officer</i>	Laporan Pakar <i>Prepared By Specialist</i>	Laporan Terperinci Pakar <i>Detailed Report Prepared By Specialist</i>	
Hospital Pulau Pinang	13322	130	33	13485
Hospital Seberang Jaya	11547	58	1	11606
Hospital Bukit Mertajam	3603	21	2	3626
Hospital Kepala Batas	2693	1	-	2694
Hospital Balik Pulau	1034	-	-	1034
Hospital Sungai Bakap	1610	-	-	1610
Jumlah / <i>Total</i>	33809	210	36	34055

Sumber/ Source:

Bahagian Perubatan, JKN Pulau Pinang
Medical Division, Penang State Health Department



**PEMINJAMAN REKOD PERUBATAN PESAKIT, 2024
WITHDRAWALS OF MEDICAL RECORDS, 2024**

Hospital	Bilangan Peminjaman Rekod Perubatan Pesakit Mengikut Jenis <i>Number of Medical Records Borrowed By Types</i>				Jumlah <i>Total</i>
	Wad <i>Ward</i>	Klinik <i>Clinic</i>	Individu/Kajian <i>Individual/Research</i>	Laporan Perubatan <i>Medical Report</i>	
Hospital Pulau Pinang	3369	1783	4302	12881	22335
Hospital Seberang Jaya	1441	28260	2161	11602	43464
Hospital Bukit Mertajam	2118	303	1090	3636	7147
Hospital Kepala Batas	536	35748	1361	2709	40354
Hospital Balik Pulau	350	813	276	968	2407
Hospital Sungai Bakap	382	43	136	1887	2448
Jumlah/ Total	8196	66950	9326	33683	118155

Sumber/ Source:

Bahagian Perubatan, JKN Pulau Pinang
Medical Division, Penang State Health Department



**KEDATANGAN PESAKIT LUAR DI KEMUDAHAN KESIHATAN AWAM PULAU PINANG
OUT-PATIENT ATTENDANCE IN PUBLIC HEALTH FACILITIES IN PENANG**

KLINIK KESIHATAN/ HEALTH CLINIC

Pejabat Kesihatan Daerah <i>District Health Office</i>	2024
PKD Timur Laut	1,309,731
PKD Barat Daya	650,815
PKD Seberang Perai Utara	1,326,413
PKD Seberang Perai Tengah	1,064,445
PKD Seberang Perai Selatan	564,066
Jumlah/ Total	4,915,470

KLINIK 1 MALAYSIA/ 1 MALAYSIA CLINIC

Pejabat Kesihatan Daerah <i>District Health Office</i>	2024
PKD Timur Laut	0
PKD Barat Daya	6,983
PKD Seberang Perai Utara	32,506
PKD Seberang Perai Tengah	26,920
PKD Seberang Perai Selatan	9,973
Jumlah/ Total	76,382

KLINIK DESA/ COMMUNITY CLINIC

Pejabat Kesihatan Daerah <i>District Health Office</i>	2024
PKD Timur Laut	9,173
PKD Barat Daya	102,151
PKD Seberang Perai Utara	206,555
PKD Seberang Perai Tengah	166,514
PKD Seberang Perai Selatan	108,737
Jumlah/ Total	593,130

KLINIK KESIHATAN IBU & ANAK/ MATERAL & CHILD HEALTH CLINIC

Pejabat Kesihatan Daerah <i>District Health Office</i>	2024
PKD Timur Laut	74,216
PKD Barat Daya	49,910
PKD Seberang Perai Utara	57,834
PKD Seberang Perai Tengah	61,396
PKD Seberang Perai Selatan	42,090
Jumlah/ Total	285,446

Sumber/ Source:

Bahagian Kesihatan Awam, JKN Pulau Pinang
Public Health Division, Penang State Health Department

MAKLUMAN :

**** Jumlah ini adalah = Jumlah keseluruhan kedatangan pesakit ke fasiliti kesihatan termasuk lawatan rumah dan aktiviti luar bagi tahun 2024**



**KADAR INSIDEN PENYAKIT YANG BOLEH DICEGAH MELALUI IMUNISASI
(PER 100,000 PENDUDUK)
INCIDENCE RATE OF DISEASES PREVENTABLE BY IMMUNIZATION
(PER 100,000 POPULATION)**

Penyakit/ Diseases	2024
Tibi/ Tuberculosis	67.6
Difteria/ Diphtheria	0.00
Batuk Kokol/ Whooping cough	0.90
Kancing Gigi/ Tetanus	0.06
Campak/ Measles	4.74
Polio/ Poliomyelitis	0.00
Hepatitis B/ Hepatitis B	26.47

**BILANGAN KES PENYAKIT BAWAAN VEKTOR
NUMBER OF VECTOR BORNE DISEASE CASES**

Penyakit/ Diseases	2024
Demam Denggi/ Dengue Fever	4,370
Demam Denggi Berdarah/ Dengue haemorrhagic fever	NA
Malaria/ Malaria	24

**BILANGAN KES PENYAKIT PEKERJAAN
NUMBER OF OCCUPATIONAL DISEASES**

Penyakit/ Diseases	2024
Keracunan kimia (termasuk pestisid)/ Chemical poisoning (including pesticide)	0
Penyakit kulit pekerjaan/ Occupational skin diseases	2
Penyakit paru-paru/ Occupational lung diseases	18
Jumlah/ Total	20
Tercucuk jarum (kakitangan kesihatan)/ Needle prick injury (health staff)	74
Lain-lain (kakitangan kesihatan)/ Others (health staff)	4
Jumlah keseluruhan/ Grand total	98

**KADAR INSIDEN PENYAKIT KELAMIN
(PER 100,000 PENDUDUK)
INCIDENCE RATE OF SEXUALLY TRANSMITTED DISEASES
(PER 100000 POPULATION)**

Penyakit/ Diseases	2024
Sifilis/ Syphilis	21.00%
Infeksi Gonokokal/ Gonococcol Infection	9.39%
Cancroid/ Chancroid	0.00%

Sumber/ Source:
Bahagian Kesihatan Awam, JKN Pulau Pinang
Public Health Division, Penang State Health Department



**KADAR INSIDEN PENYAKIT BAWAAN MAKANAN & AIR (PER 100,000 PENDUDUK)
INCIDENCE RATE OF FOOD WATERBORNE DISEASES (PER 100,000 POPULATION)**

Penyakit/ Diseases	2024
Kolera	1
Tifoid	13
Keracunan makan/ Food poisoning	967
Hepatitis A	4
Disentri	16

**KADAR NOTIFIKASI HIV/AIDS (PER 100,000 PENDUDUK)
HIV/AIDS NOTIFICATION RATE (PER 100,000 POPULATION)**

Penyakit/ Diseases	2024
HIV (Semua kes / All cases)	293
AIDS	28

**STATUS PEMAKANAN KANAK-KANAK BAWAH 5 TAHUN
NUTRITIONAL STATUS OF CHILDREN BELOW 5 YEARS**

Berat Badan/ Body Weight	2024
Berat-utk-umur <-2D <i>(underweight)</i>	0.2%
Berat-utk-umur ≥-2SD - <+2SD <i>(Normal)</i>	1.4%
BMI-utk-umur ≥ +2SD <i>(overweight/obesity)</i>	98.3%
Tinggi-utk-umur <-2SD <i>(Stunting)</i>	0.1%

**LIPUTAN IMUNISASI BAGI BAYI
IMMUNISATION COVERAGE FOR BABY**

Penyakit/ Diseases	2024
<i>Tuberculosis (B.C.G. Immunisation)</i>	98.9%
<i>Diphtheria, Tetanus, Pertussis & Haemolytic Influenza Bacilli (HIB)</i>	112.7%
<i>Poliomyelitis</i>	112.7%
<i>Mumps, Measles dan Rubella (MMR)</i>	94.8%
<i>Hepatitis B</i>	112.7%

**LIPUTAN BEKALAN AIR MINUM & TANDAS SANITARI
COVERAGE OF DRINKING WATER SUPPLY & SANITARY LATRINE**

Penyakit/ Diseases	2024
Bekalan air minum selamat/ <i>Supply of safe drinking water</i>	100.00%
Liputan tandas sanitari/ <i>Coverage of sanitary latrines</i>	100.00%

**PROMOSI KESIHATAN
HEALTH EDUCATION PROMOTION**

Aktiviti Pendidikan Kesihatan Mengikut Kaedah	2024
Ceramah/ <i>Talk</i>	18
Dialog/ <i>Dialogue</i>	0
Pameran/ <i>Exhibition</i>	185
Demonstrasi/ <i>Demonstration</i>	7

Sumber/ Source:

Bahagian Kesihatan Awam, JKN Pulau Pinang
Public Health Division, Penang State Health Department



**RAWATAN PERGIGIAN INKREMENTAL
DENTAL INCREMENTAL TREATMENT**

PROGRAM TADIKA/ KINDERGARTEN PROGRAMME

Bilangan & Peratus Percentage & Numbers		2024
Liputan Coverage	- Kerajaan Government	14399/14572 = 98.81%
	- Swasta Private	7513/7608 = 98.75%

SEKOLAH RENDAH/ PRIMARY SCHOOL

Bilangan & Peratus/ Percentage & Numbers	2024
Murid dirawat/ <i>Students treated</i>	121669/122300 = 99.48%
Tidak perlu rawatan/ <i>No. treatment required</i>	76160/121669 = 62.60%
Mulut bebas karies/ <i>Caries free mouth</i>	108957/121669 = 89.55%
Tamat rawatan kes/ <i>Case completion</i>	118414/121669 = 97.32%
Bilangan murid diberi latihan memberus gigi <i>No. of students given toothbrushing drill</i>	114,232/121669 = 93.89%
Bilangan murid diberi ceramah <i>No. of students given dental health talk</i>	120,081/121,669 = 98.69%
Mean DMFX 12 tahun/ <i>Mean DMFX 12 year</i>	6649/21025 = 0.32%

SEKOLAH MENENGAH/ SECONDARY SCHOOL

Bilangan & Peratus/ Percentage & Numbers	2024
Murid dirawat / <i>Students treated</i>	93555/94496 = 99.00%
Tidak perlu rawatan/ <i>No. treatment required</i>	72956/93555 = 77.98%
Bebas Karies/ <i>Caries free mouth</i>	67394/93555 = 72.04%
Tamat rawatan kes/ <i>Case completion</i>	90964/93555 = 97.23%
Bilangan murid diberi ceramah <i>No. of students given dental health talk</i>	88259/93555 = 94.34%

PROGRAM IBU MENGANDUNG/ PREGNANT MOTHER PROGRAMME

Bilangan & Peratus Percentage & Numbers	2024
Kes selesai <i>Case completion</i>	6115/17026 = 35.92%

PROGRAM PESAKIT LUAR (DEWASA)/ OUT-PATIENT PROGRAMME (ADULT)

Bilangan Number	2024
Jumlah kedatangan <i>Total attendance</i>	188,890

Sumber/ Source:


Bahagian Kesihatan Pergigian, JKN Pulau Pinang
Oral Health Division, Penang State Health Department



AKTIVITI-AKTIVITI PENGUKATKUASAAN FARMASI PHARMACY ENFORCEMENT ACTIVITIES		
BIL./ NO.	AKTIVITI/ ACTIVITIES	2024
1	Bilangan pemeriksaan/ <i>Number of inspections</i>	
	a) Premis berdaftar (Klinik) - atas aduan/ <i>Registered premise (Clinics)</i>	234
	b) Premis berlesen (A,B,D & permit)/ <i>Licensed premise</i>	1,110
	c) Pemeriksaan rutin atas premis yang tidak mempunyai lesen racun <i>Routine inspection on premises without licence</i>	364
	d) Pemeriksaan lesen PBKD* (pengimport, pemborong & pengilang) <i>Inspections on PBKB license (importer, wholesaler & manufacturer)</i>	35
	e) Audit prekursor/ <i>Precursors audit</i>	17
2	Bilangan lesen & permit yang dikeluarkan/ <i>Number of licences & permits issued</i>	1,344
3	Bilangan aduan/ Maklumat yang disiasat/ <i>Number of complaint/ Information investigated</i>	204
4	Bilangan serbuan yang dirancang/ <i>Number of planned raid</i>	95
5	Audit bahan psikotropik/ <i>Psychotropic substances audit</i>	12
6	Nilai rampasan (RM)/ <i>Value of seizure (RM)</i>	14,788,721
7	Penyiasatan/ <i>Investigation</i>	
	a) Kes baru/ <i>New case</i>	109
	b) Bilangan kes siasatan selesai/ <i>Number of investigation case completed</i>	151
8	Pendakwaan/ <i>Prosecution</i>	
	a) Kes baru/ <i>New case</i>	128
	b) Jumlah kehadiran di mahkamah/ <i>Total court attendances</i>	184
9	Pensampelan untuk pemantauan produk di pasaran bagi tujuan penguatkuasaan <i>Sampling of products for market monitoring enforcement action</i>	45
10	Bilangan pemeriksaan di pintu masuk/ <i>Number of inspection at entry point</i>	
	a) Bilangan konsaimen (dari borang Ikrar)/ <i>Number of consignment from declaration form</i>	18,837
	b) Bilangan item/ <i>Number of items</i>	52,713
11	Pemantauan iklan/ <i>Advertisement monitoring</i>	
	a) Bilangan iklan disaring/ <i>Number of advertisement screened</i>	1,039
	b) Bilangan siasatan kesalahan ubat/ <i>Number of advertisement offences investigated</i>	3
	c) Bilangan surat amaran yang dikeluarkan/ <i>Number of warning letter issued</i>	32

Sumber/ *Source:*

Bahagian Perkhidmatan Farmasi, JKN Pulau Pinang
Pharmacy Division, Penang State Health Department



AKTIVITI PERSAMPELAN MAKANAN / FOOD SAMPLING ACTIVITY

Bil./ No.	Aktiviti/ Activities	2024	
		Domestik	Import
1	Jumlah sampel diambil <i>Total samples taken</i>	364	233
2	Jumlah melanggar Akta Makanan 1985 <i>Total contraventions of Food Act 1985</i>	43	15
3	Peratus melanggar Akta Makanan 1985 <i>Percentage of contraventions of Food Act 1985</i>	11.81%	6.43%

AKTIVITI PREMIS MAKANAN/ FOOD PREMISES ACTIVITY

Bil./ No.	Aktiviti/ Activities	2024
1	Bilangan premis penjualan makanan <i>Number of premises selling food</i>	5,842
2	Bilangan premis pengeluaran makanan <i>Number of premises producing food</i>	793
3	Jumlah bilangan premis <i>Total number of premises</i>	5,939
4	Bilangan premis diperiksa <i>Number of premises inspected</i>	5,939
5	Bilangan premis ditutup <i>Number of premises closed</i>	105

Sumber/ Source:

Bahagian Keselamatan & Kualiti Makanan, JKN Pulau Pinang
Food Safety & Quality Division, Penang State Health Department




AKTIVITI KAWALAN DOMESTIK & PROMOSI KESELAMATAN MAKANAN
DOMESTIC CONTROL ACTIVITY & FOOD SAFETY PROMOTION

Bil./ No.	Aktiviti/ Activities	2024
1	Sekolah Latihan Pengendali Makanan (SLPM) yang berdaftar di Pulau Pinang <i>Training school for food handlers registered in Penang</i>	17
2	Jumlah pengendali makanan yang dilatih oleh SLPM <i>Total of food handlers trained by SLPM</i>	95,248
3	Pengiktirafan premis makanan 'Bersih Selamat Sihat' (BeSS) <i>Recognition as hygienic food, health and safety premises</i>	306
4	Aduan <i>Complaint</i>	400
5	Keracunan makanan (Sekolah & Institusi) <i>Food poisoning (School & Institution)</i>	15
6	Ceramah/ Taklimat <i>Talk/ Speeches</i>	13
7	Pameran/Promosi keselamatan makanan <i>Exhibition/Food safety promotion</i>	10
8	Bilangan dialog media massa <i>Total of mass media dialogue</i>	9
9	Pendaftaran premis makanan <i>Food premises registration</i>	17,449
10	Pembelajaran keselamatan makanan bagi pelajar sekolah - Germ Buster <i>Food safety educational talk for school students – Germ Buster</i>	1
11	Pensijilan Makanan Selamat Tanggungjawab Industri (MESTI) <i>Food Safety is Responsibility of The Industry (MESTI) Certification</i>	416
12	Pensijilan Amalan Pengilang Yang baik (GMP) <i>Good Manufacturing Practices (GMP) Certification</i>	12
13	Pensijilan Analisis Mudarat dan Titik Kawalan Kritikal (HACCP) <i>Hazard Analysis and Critical Control Point (HACCP) Certification</i>	62

Sumber/ Source:

Bahagian Keselamatan & Kualiti Makanan, JKN Pulau Pinang
 Food Safety & Quality Division, Penang State Health Department



**Disediakan oleh:
Jabatan Kesihatan Negeri Pulau Pinang
Jalan Resideni
10450 Georgetown
Pulau Pinang, Malaysia**