

Statistik Hospital

2013



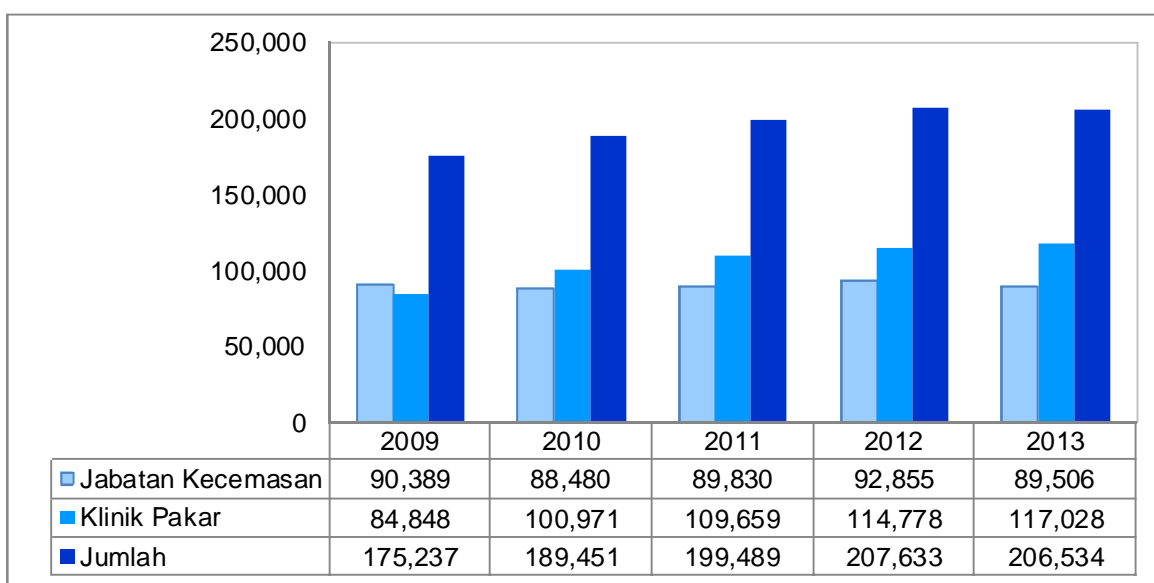
Projek CDCIS

Sejumlah 980 kes penyakit berjangkit telah didaftarkan dalam Sistem Maklumat Kawalan Penyakit Berjangkit (CDIS).

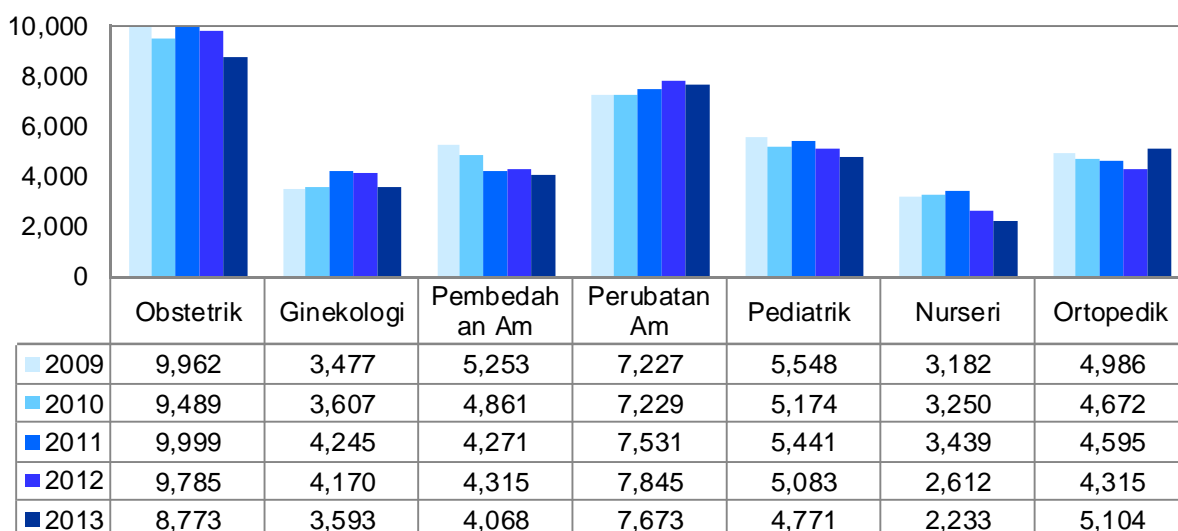
Jadual 1: Projek CDCIS bagi tahun 2009 Hingga 2013

Tahun	2010	2011	2012	2012	2013
Bilangan Kes Yang Di Daftar	374	825	980	980	1,265

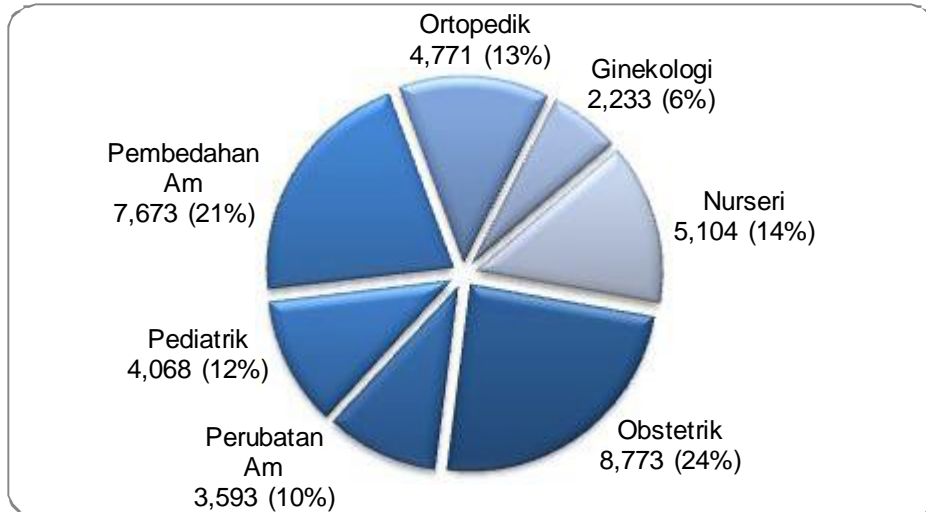
Graf A : Kedatangan Pesakit Luar



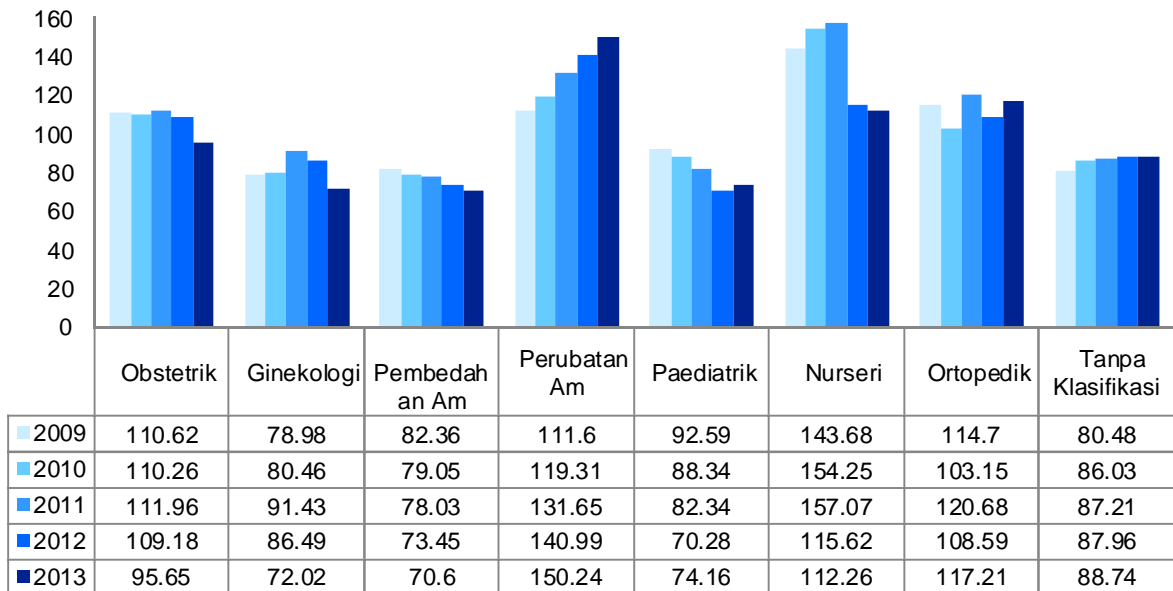
Graf B : Jumlah Kemasukan ke Hospital Mengikut Disiplin bagi tahun 2009 Hingga 2013



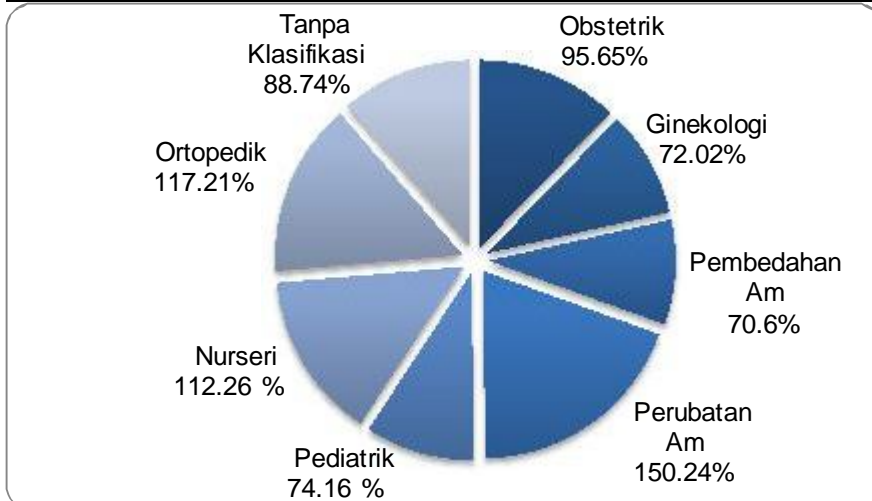
Graf C : Jumlah Kemasukan ke Hospital Mengikut Disiplin bagi tahun 2013



Graf D: Kadar Penggunaan Katil Mengikut Disiplin bagi tahun 2009 Hingga 2013



Graf E : Kadar Penggunaan Katil Mengikut Disiplin bagi tahun 2013



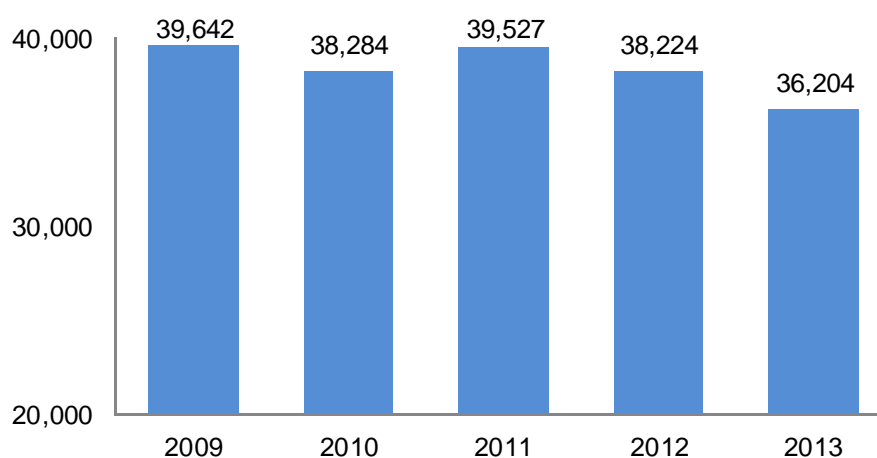
Jadual 2: Jumlah Pengurusan Rekod Perubatan bagi tahun 2009 hingga 2013

Skop Tugas / Tahun	2009	2010	2011	2012	2013
A) Pengesanan Rekod Perubatan					
1) Pesakit dalam	17,557	20,194	18,578	15,158	12,893
2) Pesakit luar	84,848	100,971	109,659	96,429	83,079
3) Kad pengesanan	102,405	121,165	128,237	111,587	103,709
4) Laporan Perubatan	5,870	5881	6,638	7,722	7,368
Jumlah dikesan	210,680	248,211	263,112	230,896	207,049
B) Penyimpanan Rekod Perubatan					
1) Pesakit dalam	39,646	38,284	39,527	38,224	36,204
2) Pesakit luar	175,239	189,451	199,489	207,633	206,534
3) Kad pengesanan	102,405	121,165	125,479	111,587	115,712
4) Laporan perubatan	5,784	5,742	5,985	7,437	7,148
Jumlah disimpan	323,074	354,462	370,480	364,881	365,598

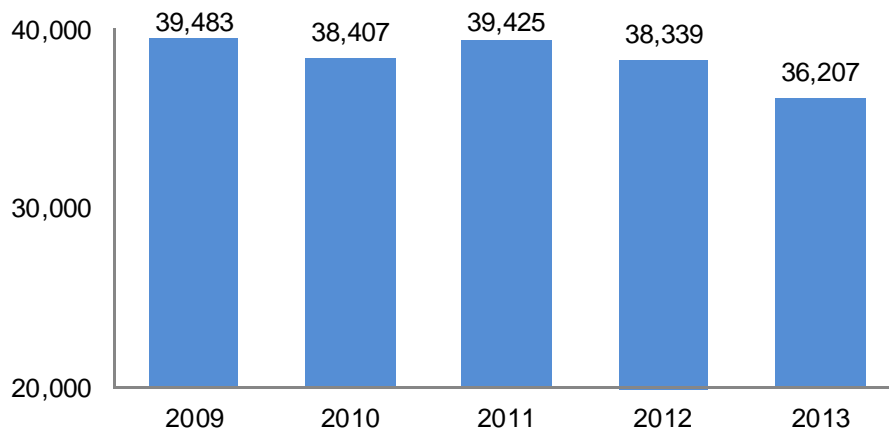
Jadual 3: Statistik Hospital Seberang Jaya bagi tahun 2009 hingga 2013

Indikator / Tahun	2009	2010	2011	2012	2013
Bilangan katil	314	314	314	314	314
Kadar Penggunaan Katil (BOR) - %	105.01	105.54	110.75	102.89	101.61
Purata Harian Bilangan Kemasukan	108.61	104.89	108.29	104.44	99.19
Jumlah Bersalin	7,785	7,493	7,354	7,207	6,577

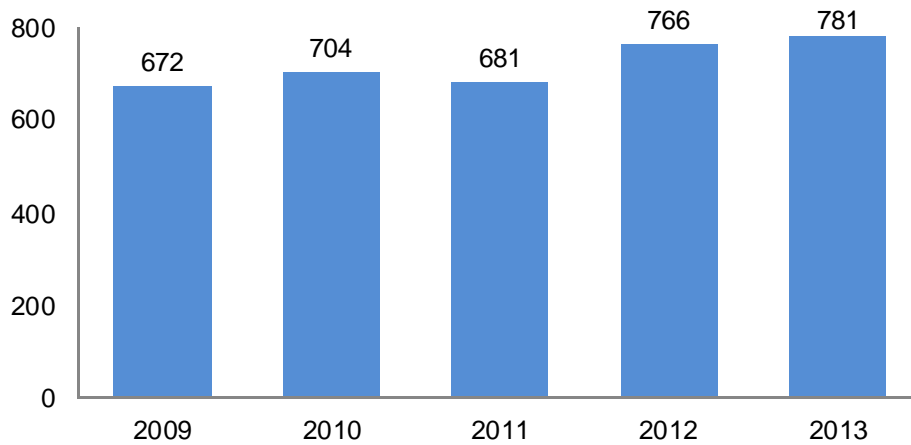
Graf F : Jumlah Kemasukan Pesakit Dalam bagi tahun 2009 hingga 2013



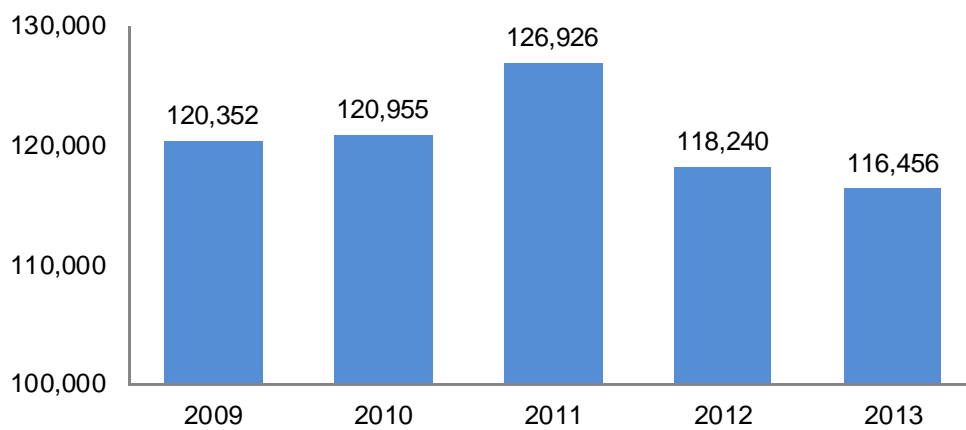
Graf G : Jumlah Discaj bagi tahun 2009 hingga 2013



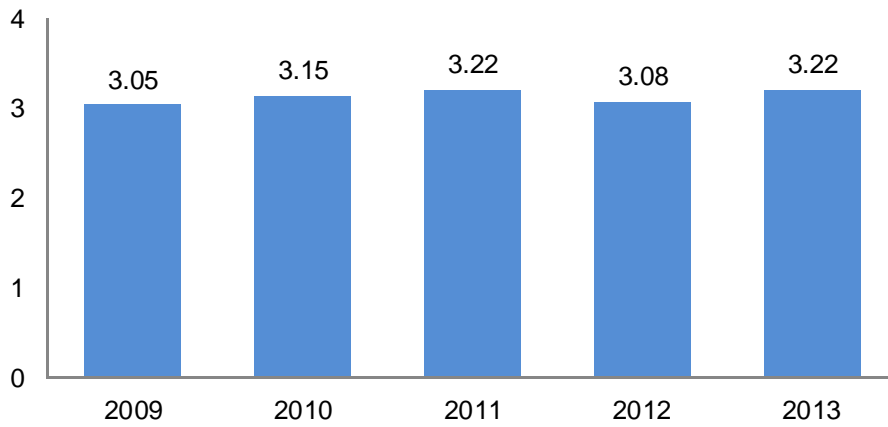
Graf H : Jumlah Kematian bagi tahun 2009 hingga 2013



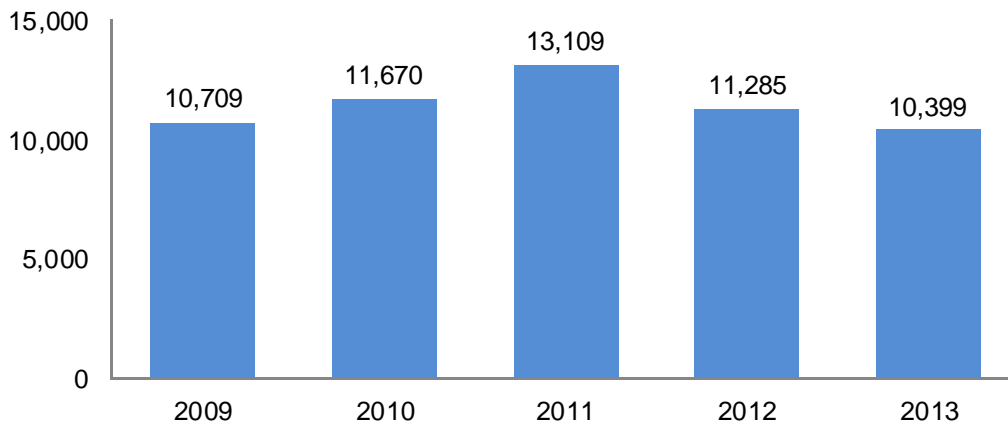
Graf I : Jumlah Hari Pesakit bagi tahun 2009 hingga 2013



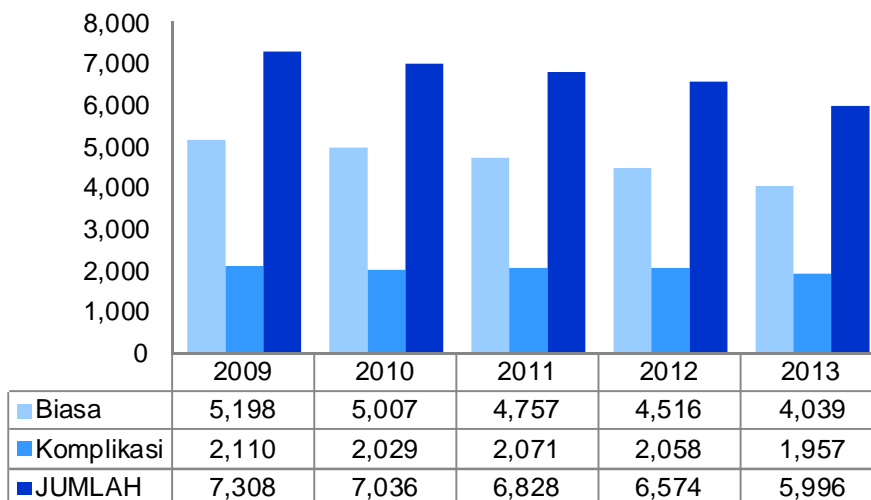
Graf J : Purata Jangkamasa Tinggal bagi tahun 2009 hingga 2013



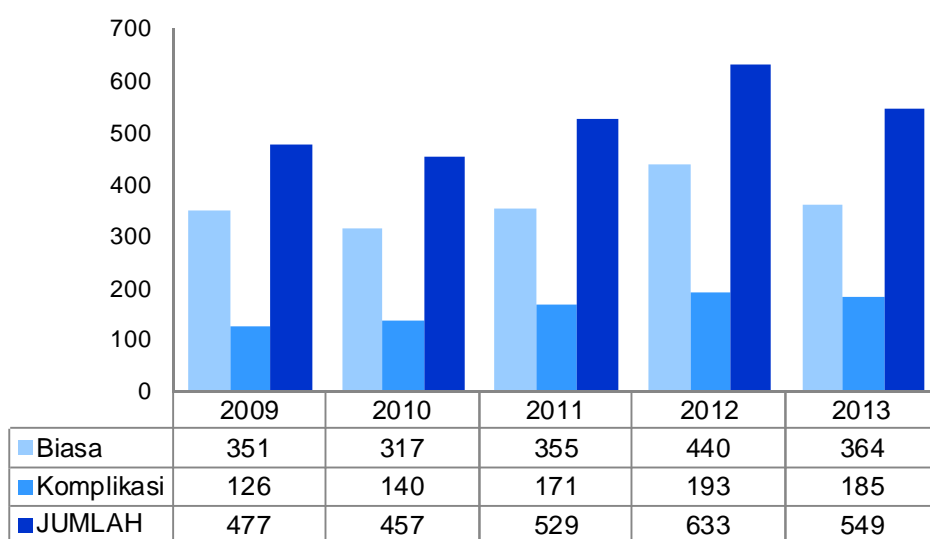
Graf K : Jumlah Pembedahan bagi tahun 2009 hingga 2013



Graf L : Kes Bersalin Warganegara bagi tahun 2009 hingga 2013



Graf M : Kes Bersalin Bukan Warganegara bagi tahun 2009 hingga 2013



Jadual 4 : 10 Sebab Utama Kemasukan ke Hospital bagi tahun 2013

BIL.	SEBAB-SEBAB KEMASUKAN	BILANGAN
1	Pregnancy, childbirth and the puerperium	11,089
2	Injury, poisoning and certain other consequences of external causes	5,584
3	Diseases of the respiratory system	2,674
4	Factors influencing health status and contact with health services	2,210
5	Certain conditions originating in the perinatal period	1,916
6	Diseases of the circulatory system	1,881
7	Diseases of the digestive system	1,774
8	Diseases of the genito-urinary system	1,337
9	Endocrine, nutritional and metabolic diseases	1,322
10	Symptoms, signs and abnormal clinical and laboratory, not elsewhere classified	877

Jadual 5 : 10 Sebab Utama Kematian bagi tahun 2013

BIL.	SEBAB-SEBAB KEMASUKAN	BILANGAN
1	Diseases of the respiratory system	202
2	Diseases of the circulatory system	142
3	Injury, poisoning and certain other consequences of external causes	61
4	Diseases of digestive system	55
5	Neoplasms	52
6	Diseases of the genito-urinary system	40
7	Certain conditions originating in the perinatal period	39
8	Endocrine, nutritional and metabolic diseases	16
9	Diseases of nervous system	14
10	Congenital malformation, deformations and chromosomal abnormalities	14

Jadual 6 : 10 Sebab Utama Kedatangan Pesakit Luar bagi tahun 2013

BIL.	SEBAB-SEBAB KEMASUKAN	BILANGAN
1	Diseases of the respiratory system	28,691
2	Injury, poisoning and certain other consequences of external causes	17,758
3	Diseases of the digestive system	8,320
4	Diseases of the genito-urinary system	6,893
5	Certain infectious and parasitic diseases	6,235
6	Diseases of the circulatory system	5,974
7	Diseases of the ear and mastoid process	5,573
8	Diseases of the skin and subcutaneous tissue	4,683
9	Endocrine, nutritional and metabolic diseases	6,841
10	Pregnancy, childbirth and puerperium	3,546

Jadual 7 : 10 Sebab Utama Kedatangan ke Jabatan Kecemasan bagi tahun 2013

BIL.	SEBAB-SEBAB KEMASUKAN	BILANGAN
1	Diseases of the respiratory system	27,997
2	Injury, poisoning and certain other consequences of external causes	13,582
3	Diseases of the digestive system	7,319
4	Symptoms, signs and abnormal clinical and laboratory findings, not elsewhere classified	6,808
5	Certain infectious and parasitic diseases	5,949
6	Diseases of the circulatory system	5,179
7	Diseases of the skin and subcutaneous tissue	4,493
8	Diseases of the genito-urinary system	3,888
9	Diseases of the ear and mastoid process	3,630
10	Endocrine, nutritional and metabolic diseases	3,200